

Thank you very much for selecting Autonics products.
For your safety, please read the following before using.

Caution for your safety

- *Please keep these instructions and review them before using this unit.
- *Please observe the cautions that follow:
- Warning** Serious injury may result if instructions are not followed. Product may be damaged, or injury may result if instructions are not followed.
- Caution** The following is an explanation of the symbols used in the operation manual.
- Warning** Injury or danger may occur under special conditions.

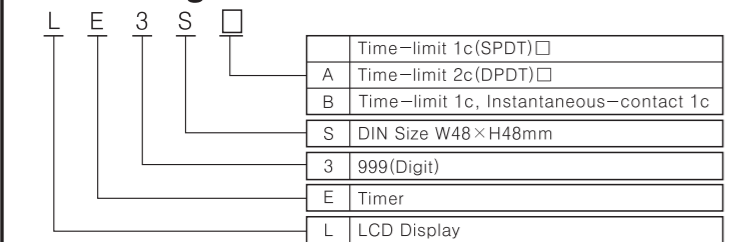
Warning

- In case of using this unit with machineries(Nuclear power control, medical equipment, vehicle, train, airplane, combustion apparatus, entertainment or safety device etc), it requires installing fail-safe device, or contact us for information required.**
It may result in serious damage, fire or human injury.
- This must be mounted on panel.**
It may give an electric shock.
- Do not repair or checkup when power on.**
It may give an electric shock.
- Do not disassemble and modify this unit, when it requires. If needs, please contact us.**
It may give an electric shock and cause a fire.

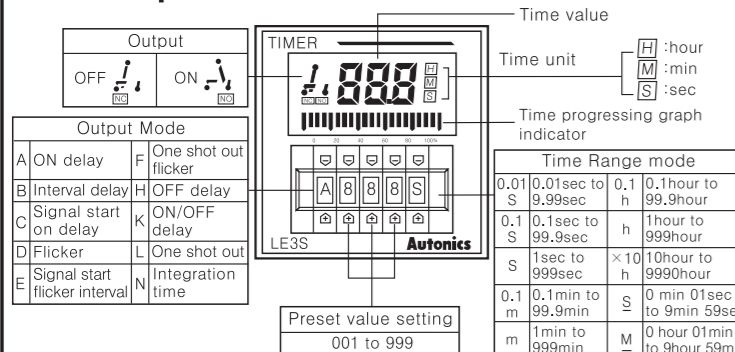
Caution

- This unit shall not be used outdoors.**
It might shorten the life cycle of the product or give an electric shock.
- Please observe specification rating.**
It might shorten the life cycle of the product and cause a fire.
- Do not use the load beyond rated switching capacity of Relay contact.**
It may cause insulation failure, contact melt, contact failure, relay broken, fire etc.
- In cleaning the unit, do not use water or an organic solvents.**
It might cause an electric shock or fire that will result in damage to the product.
- Do not use this unit at place where there are flammable or explosive gas, humidity, direct ray of the sun, radiant heat, vibration, impact etc.**
It may cause explosion.
- Do not inflow dust or wire dregs into inside of this unit.**
It may cause a fire or mechanical trouble.

Ordering information

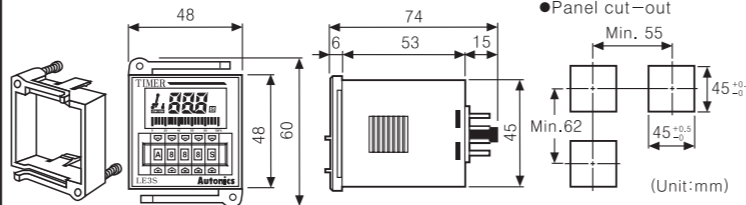


Front panel identification



* The above specifications are subject to change and some models may be discontinued without notice.

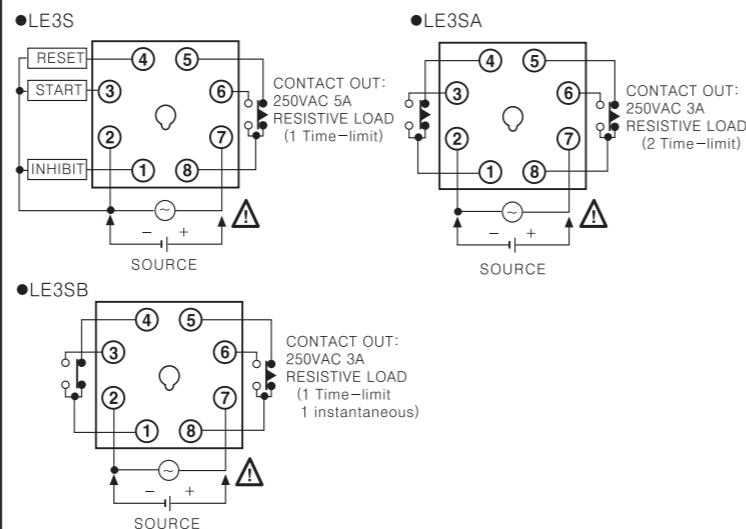
Dimensions



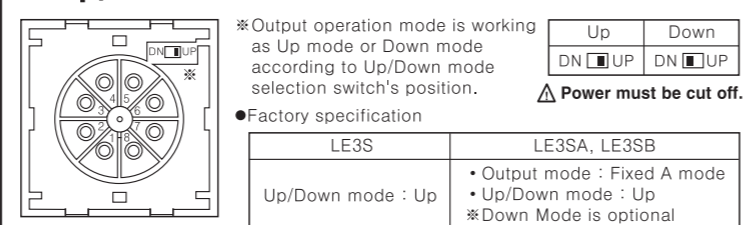
Specifications

Model	LE3S	LE3SA	LE3SB
Function	Multi operating, Multi time	MULTI time, Power ON Delay	
Power supply	24~240VAC 50/60Hz, 24~240VDC		
Display method	LCD Display		
Allowable voltage range	90 to 110% of rated voltage		
Power consumption	Max. 2.5VA (240VAC 50/60Hz) Max. 1W(240VDC)	Max. 3.3VA(240VAC 50/60Hz) Max. 1.5W(240VAC)	
Return time	Max. 0.2sec	Max. 0.1sec	
Min. input signal	START input INHIBIT input RESET input	Min. 20ms	
Input	START input INHIBIT input RESET input	• No-voltage input Shot-circuit : Impedance(Max. 1kΩ), Residual voltage : Max. 0.5VDC Open-circuit : Impedance(Min. 100kΩ)	
Control output	Type	Time-limit : SPDT(1c)	Time-limit : DPDT(2c) Time-limit : SPDT(1c), instantaneous: SPDT(1c)
Capacity	250VAC 5A resistive load	250VAC 3A resistive load	
Output mode	A, B, C, D, E, F, H, K, L, N	A	
Ambient temperature	-10 to 55°C (at non-freezing status)		
Storage temperature	-25 to 65°C (at non-freezing status)		
Ambient humidity	35 to 85%RH		
Deviation	Power Start: Setting error Max. ±0.01% ±0.05sec Signal Start: Max. ±0.005% ±0.03sec	Max. : ±0.01% ±0.05sec	
Temperature error	Min. 100MΩ (at 500VDC)		
Insulation resistance	2000VAC 50/60Hz for 1 minute		
Dielectric strength	±2kV the square wave noise(pulse width:1μs) by the noise simulator		
Noise strength	0.75mm amplitude at frequency of 10 to 55Hz in each of X, Y, Z directions for 1hour 0.5mm amplitude at frequency of 10 to 55Hz in each of X, Y, Z directions for 10 minutes		
Vibration	Mechanical Malfunction	300m/s ² (Approx. 30G) in X, Y, Z directions for 3 times 100m/s ² (Approx. 10G) in X, Y, Z directions for 3 times	
Shock	Mechanical Malfunction	Min. 10,000,000 times Min. 100,000 times (250VAC 5A resistive load) Min. 100,000 times(250VAC 3A resistive load)	
Relay life cycle	Electrical	Approx. 100g	
Weight	Approx. 105g		

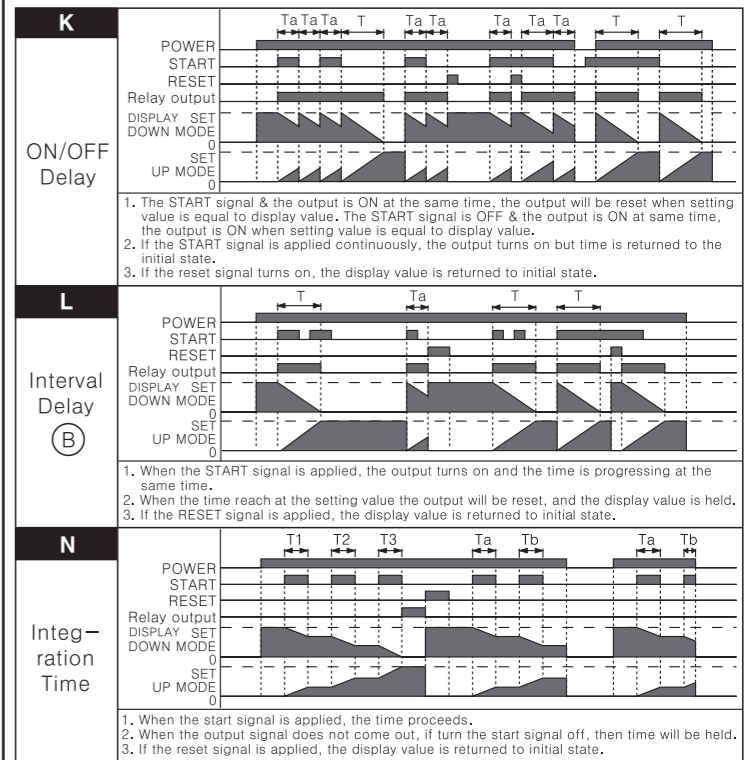
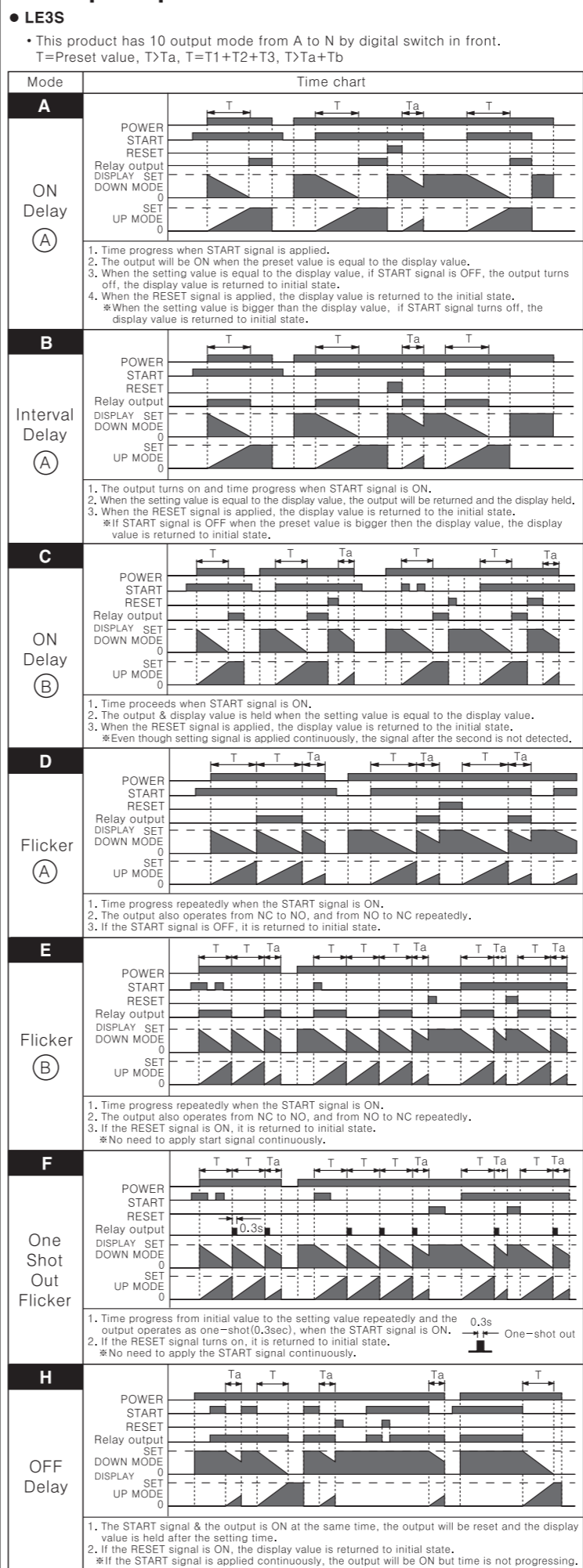
Connections



Up/Down mode

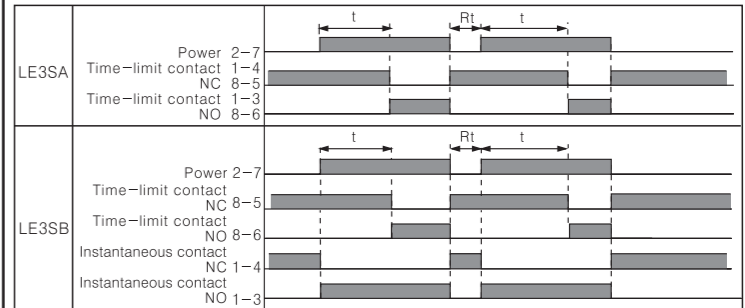


Output operation mode



*Initial state : The output is OFF, the display value is "0". (At Up mode)
*When use D, E, F output mode: if set the time short, it may not work due to response time of relay contact. Please set the min. setting time over 100ms.

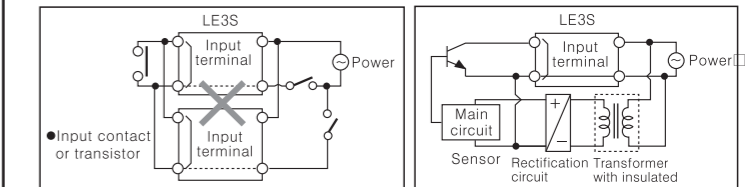
LE3SA, LE3SB



* t : Setting time, Rt : Resetting (Min. 100ms)

Caution for using

- AC Power: It is able to connect power to the terminals(2 to 7) without distinguish the polarity.
- DC Power: Be sure the polarity of (2)←(-), (7)←(+)
- When apply the power voltage, please apply rating power at the moment by switch, relay etc. in order to reduce the time error.
- Do not control the plural number of Timer with one transistor for input at the same time.



- When set the time setting as 000, control output will not come out.
- Do not connect input signal to terminal 2, it may cause inner circuit broken.
- Do not change the time unit, time setting value, output operation mode(LE3S) while it is running. Therefore continue to set after cutting off power.
- Do not use this unit at below places.
 - It shall be used indoor
 - Altitude Max. 2000m
 - Pollution Degree 2
 - Installation Category II.

* It may cause malfunction if above instructions are not followed.

Main products

- Photoelectric sensors
- Fiber optic sensors
- Door sensors
- Door side sensors
- Area sensors
- Proximity sensors
- Pressure sensors
- Rotary encoders
- Connector/Sockets
- Switching mode power supplies
- Control switches/Lamps/Buzzers
- I/O Terminal Blocks & Cables
- Stepper motors/drivers/motion controllers
- Graphic/Logic panels
- Field network devices
- Laser marking system(Fiber, CO₂, Nd:YAG)
- Laser welding/soldering system
- Temperature controllers
- Temperature/Humidity transducers
- SSR/Power controllers
- Counters
- Timers
- Panel meters
- Tachometer/Pulse(Rate) meters
- Display units
- Sensor controllers

Autonics Corporation
http://www.autonics.com

Satisfiable Partner For Factory Automation

HEAD QUARTERS:
18, Bansong-ro 513beon-gil, Haeundae-gu, Busan, Korea

OVERSEAS SALES:
#402-404, Bucheon Techno Park, 655, Pyeongcheon-ro, Wornji-gu, Bucheon, Gyeonggi-do, Korea
TEL: 82-32-610-2730 / FAX: 82-32-329-0728
E-mail: sales@autonics.com